

SIMMAG

ICE MACHINES


ELECTRONIC MODULAR FLAKERS SP SERIES

KIT TIMER SP SERIES INSTALLATION




PROCEDURE


1. Disconnect the wires black and brown from the contacts COM and NO of the timer rear microswitch





2. as well as from the terminal board.

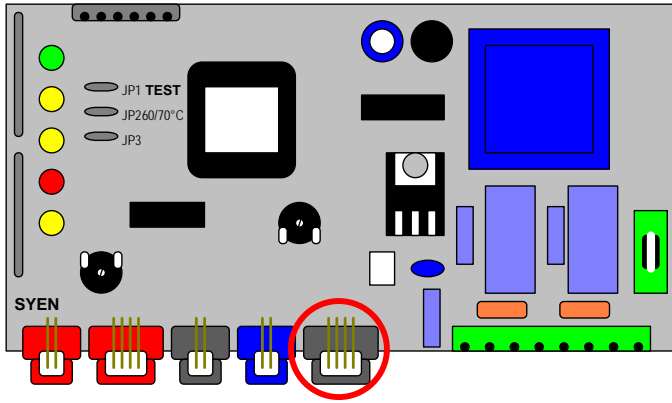


3. Connect, to the contacts COM and NO of the timer rear microswitch, the two white wires of the special optical ice level control cable.




4. Disconnect the optical sensor from its socket on the PC Board and.....






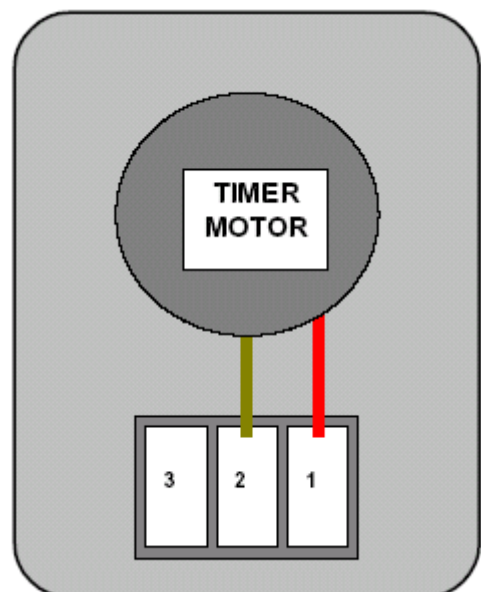
5. Connect it to the male contact of the special optical ice level control cable assy.



6. Connect to the socket of the PC Board the female contact of the special optical ice level control cable assy.



7. Connect "LINE" to the contact "1" and "NEUTRAL" to the contact "2" of the terminal block (LINE and NEUTRAL can be connected directly to the power IN of the Ice Machine)



8. With this Additional Timer the machine operates by means of Timer knob (to be rotate in counterclockwise direction) that can be set up to:

CONTINUOUS: for continuous operation (the machine switch OFF only by the optical sensor/s)

COUNT DOWN: Set up at certain hour (from 24 to 1), the machine operates for the set up time and later switch OFF at timer switch.

OFF: Machine switched OFF

Note: When the ice machine is in OFF mode (in both cases from the optical sensor or by the countdown timer) the BIN FULL YELLOW LED is ON

10.scoop out the ice from the storage bin.

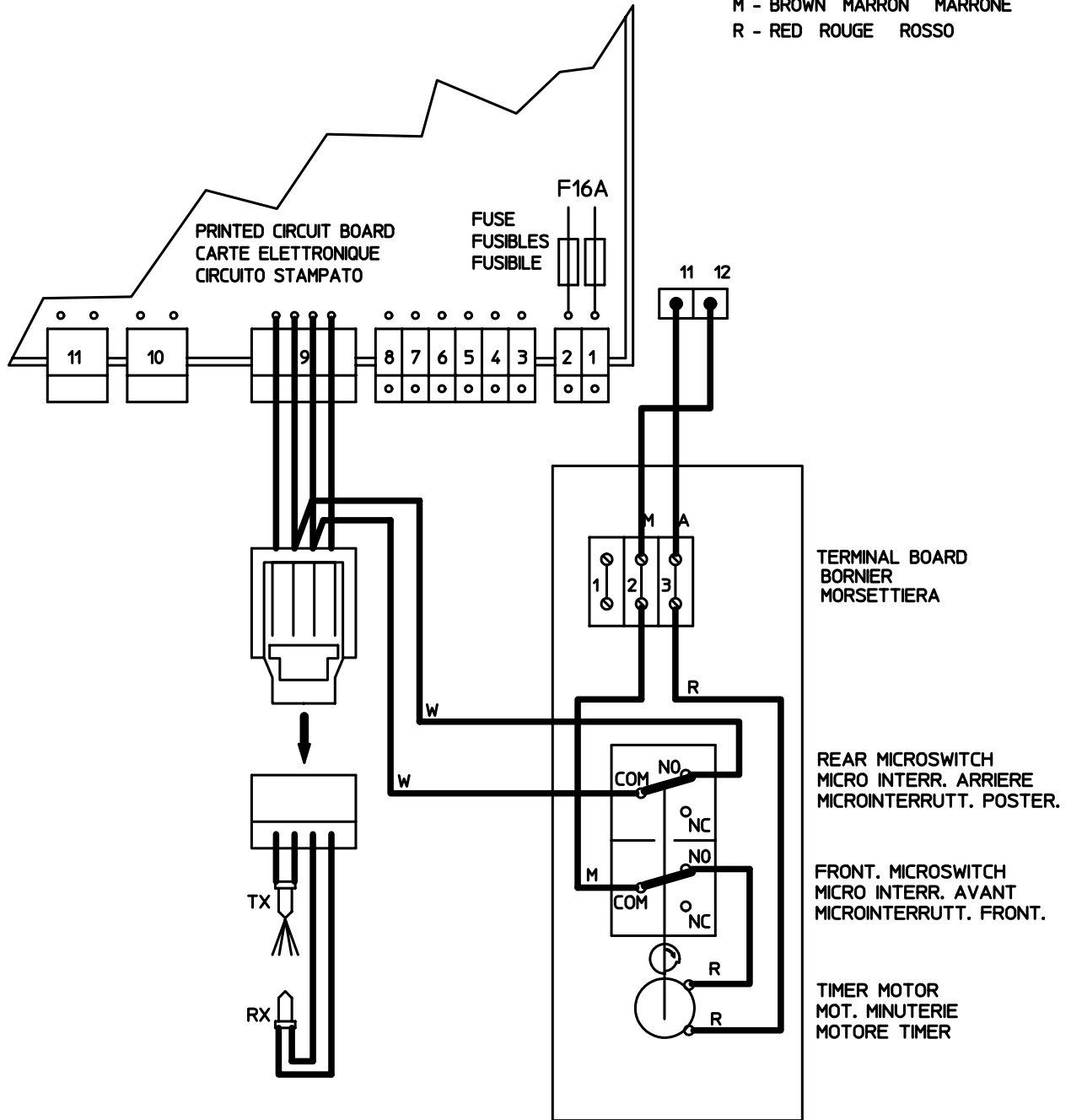


9. To start up again the machine, turn the timer knob (counterclockwise) again or.....



OPTIONAL TIMER WIRING DIAGRAM
 SCHEMA ELETTRICO PROGRAMMATORE OPZIONALE

W - WHITE BLANC BIANCO
 A - BLUE BLUE AZZURRO
 M - BROWN MARRON MARRONE
 R - RED ROUGE ROSSO



SIMAG

ICE MACHINES

www.simag.it

SIMAG
via Risorgimento, 4
20017 Mazzo di Rho (MI) - Italy
Tel. +39 02 93900215 (Commerciale - Sales Dept.)
Tel. +39 02 93960357 (Assistenza - Service Dept.)
Fax +39 02 93900226 (Commerciale - Sales Dept.)
Fax +39 02 93960366 (Assistenza - Service Dept.)
e-mail: sales@simag.it
e-mail: service@simag.it

Singapore Office
SIMAG FAR EAST
627A Aljunied Road
04-04 Biztech Centre
Singapore 389842
Tel. ++65 6738 5393
Fax ++65 6738 1959
e-mail: scotsice@singnet.com.sg



Certified ISO 9001
TOTAL QUALITY

